

Hall Ticket Number:

--	--	--	--	--	--	--	--	--	--	--	--	--	--	--	--	--	--	--	--

Code No. : 12115 N

**VASAVI COLLEGE OF ENGINEERING (AUTONOMOUS), HYDERABAD**

Accredited by NAAC with A++ Grade

**B.E. II-Semester Main & Backlog Examinations, September-2022****Engineering Drawing-II**

(Common to Civil &amp; Mech.)


Time: 3 hours

Max. Marks: 60

Note: i) Answer all questions from **Part-A** and any **FIVE** from **Part-B**

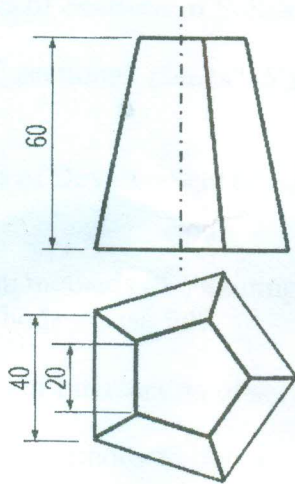
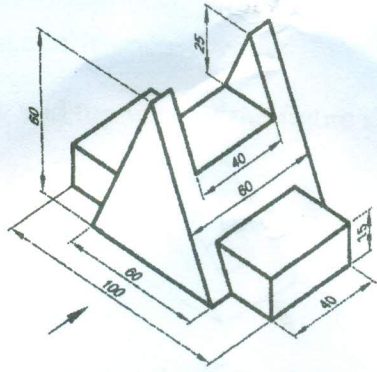
ii) All dimensions mentioned in the figures are in mm.

**Part-A (10 × 2 = 20 Marks)**

Q. No.	Stem of the question	M	L	CO	PO
1.	What are the applications of Sections of Solids?	2	2	1	1
2.	What are the types of sectional planes? Show them with appropriate sketches.	2	1	1	1
3.	What are the applications of Development of surfaces? Mention at least two applications.	2	1	2	1
4.	What are the two different methods of obtaining developments and for what types of solids these methods are useful?	2	1	2	1
5.	What are the applications of Intersection of surfaces?	2	1	3	1
6.	What are the two different methods to obtain the intersection of surfaces? What is the importance of key points in drawing the line of intersection?	2	2	3	2
7.	Differentiate between Isometric Projection and Isometric View.	2	1	4	2
8.	What is the importance of Isometric Scale?	2	1	4	2
9.	Sketch the front view and top view of the figure shown below. 	2	1	5	3
10.	Sketch neatly the symbols used for indicating the method of orthographic projection adopted in a drawing.	2	1	5	1
<b>Part-B (5 × 8 = 40 Marks)</b>					
11.	A cone, base 50 mm dia. And axis 60 mm, resting on its base on HP. It is cut by a section plane, perpendicular to VP and inclined at 60° to HP, passing through a point on the axis 20 mm from the base so that the apex is removed. Draw the FV and sectional TV. Also draw the true shape of the section.	8	3	1	3

Contd... 2



<p>b) Draw the development of lateral surface of a Square pyramid, base 30 mm and height 50 mm long.</p> <p>17. Answer any <i>two</i> of the following:</p> <p>a) A cylinder of 50 mm diameter and 80 mm high is penetrated by a horizontal cone of 60 mm diameter and 70 mm long such that the axes of the two solids are intersecting at right angles.</p> <p>b) Draw the isometric view of the frustum of a pentagonal pyramid, two views of which are shown below:</p>		<p>4 2 2 2</p> <p>4 3 3 2</p> <p>4 3 4 3</p>
<p>c) Draw the Front View and top view for the part shown in figure below:</p>		<p>4 3 5 3</p>

M : Marks; L: Bloom's Taxonomy Level; CO; Course Outcome; PO: Programme Outcome

i)	Blooms Taxonomy Level - 1	20%
ii)	Blooms Taxonomy Level - 2	30%
iii)	Blooms Taxonomy Level - 3 & 4	50%

\*\*\*\*\*